

Организация проектной деятельности на уроке иностранного языка




Проект?


это возможность учащимся выразить свои собственные идеи в удобной для них творчески продуманной форме: изготовление коллажей, плакатов, объявлений, исследования с последующим оформлением и т.д.

Для чего?

- ✓ научить учащихся самостоятельному, критическому мышлению;
- ✓ научить ориентироваться в информационном пространстве;
- ✓ размышлять, опираясь на знание фактов, закономерностей науки, делать обоснованные выводы;
- ✓ принимать самостоятельные аргументированные решения;
- ✓ научить работать в команде, выполняя разные социальные роли.

1. Подготовка к проекту
2. Организация участников проекта
3. Выполнение проекта
4. Презентация проекта
5. Подведение итогов проектной работы







Schools in the UK

1 Read and find the age.

Many children in the UK start nursery school at the age of three or four. All children start primary school when they are five and spend six years there. Some children in primary schools wear uniforms.



Name of school

Nursery school

Primary school



1. Primary schools in Russia

Children in Russia spend 4 years in primary school. Most schools in Russia have numbers, not names, and in some schools students wear uniforms.

Every school has got classrooms, a gym, a computer room, a library and a canteen.

Students have 4-5 lessons a day and the subjects they have are: Russian, Reading, Maths, English, Nature Study, Computer Study, Art, Handicraft and PE.

During the breaks the children play games and relax. After the lessons some students stay at school and do homework with their teachers because their parents are at work.



in the classroom



in the computer room



in the canteen



in the library



in the gym

1 Read and say yes or no.

- 1 Children in Russia spend 4 years in primary school.
- 2 Most schools have names.
- 3 Students have six lessons a day.
- 4 Some students do homework with their teachers.

2 What about your school? Read and answer.

- 1 What's the number/name of your school?
- 2 Have you got a uniform at school?
- 3 Is your classroom big?
- 4 Have you got a computer room?
- 5 What can you do during the breaks?



My school house



My name is Veva. I am in the third grade. I study at gymnasium school number 1. My school is big and light. Our school has got three floors. There is a classroom, a gymnasium, a computer room, a library and a cafeteria in our school. Our classroom is big and bright. In our school we have uniforms. During the breaks the children play games and read. I like school. I go to school every day.



THIS IS MY BED ROOM.
I HAVE A CHAIR, A DESK
AND A BROWN BED.




Look at my teddy bear. It's got
two eyes, a nose and a mouth.
It's brown. My teddy bear
is very nice!




LOOK AT MY JACK-IN-THE-BOX.
IT'S GOT TWO EYES, A NOSE AND A MOUTH.
IT'S PURPLE AND YELLOW. MY JACK-IN-THE-BOX
IS VERY NICE!


1. о саде в России;
2. о традиционной русской еде;
3. о питомце;
4. о традиционной русской игрушке;
5. о том, что можно делать на отдыхе;



1. о школе;
2. о семейном дереве;
3. эмблема фестиваля мороженого;
4. письмо Деду Морозу;
5. о животных;
6. о доме-музее героя;
7. о свободном времени;
8. о любимом герое мультфильма



1. о своем городе/ деревне;
2. о профессиях;
3. любимое блюдо семьи;
4. о животных;
5. программа проведения Дня Города ;
6. о любимой сказке;
7. о памятных днях в жизни учащихся;
8. брошюра об одном из популярных мест отдыха в России



Тема: Сады в России

Цель: ?

Задачи: ?

a garden gnome



a bird house



a greenhouse







a greenhouse
a bird house
a garden gnome



garde n gnome

gree nhouse

bird housee





Gardens

fruits



flowers



vegetables



orange

